


SPEAKMAN®

8 in. Widespread Commander® Faucet

SC-3044-LD

SPECIFICATION



FEATURES:

- Polished chrome plated Commander widespread lavatory faucet with 1/4 turn ceramic cartridges.
- 8 in. fixed centers with rigid copper tee connection.
- Accommodates installations up to 1 1/2 in. thick.
- Lead-free widespread faucet with 4-3/4 in. deep lavatory spout.
- Vandal-resistant water conserving flow control reduces flow to 1.5 gpm/5.7 L/min. (installed).
- Vandal-resistant 4 in. wrist blade handles with color-coded indexes.
- Includes 0.5 gpm/1.9 L/min aerator

COMPLIANCE:

- ASME A112.18.1/CSA B125.1 certified
- NSF 61 certified
- WaterSense certified
- NSF 372 certified



FINISH:

- Polished Chrome (standard)

ADD-ONS:

- Lever handle kit: 2 chrome plated metal handles, 2 screws, red & blue index buttons
- Cross handle kit: 2 chrome plated metal handles, 2 screws, red & blue index buttons
- 0.5 gpm Boca spray outlet & 1.5 gpm laminar flow outlet kit
- Flex hose kit: 2 stainless steel hoses & 1 widespread hose tee
- Strainer drain with flat chrome plated brass strainer plate
- Pop Up Drain in chrome plated brass

☐ A-LEVER

☐ A-CROSS

☐ A-BOLF

☐ A-Hoses

☐ S-3440

☐ S-3470

WARRANTY:

- 5 year limited

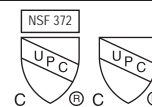
SEE REVERSE FOR ROUGH-IN DIMENSIONS

THIS SPACE FOR ARCHITECT/ENGINEER APPROVAL.

SPEAKMAN®

400 ANCHOR MILL ROAD | NEW CASTLE, DE 19720
P: 800-537-2107 | F: 800-977-2747
WWW.SPEAKMANCOMPANY.COM

REVISION DATE: DECEMBER 2014

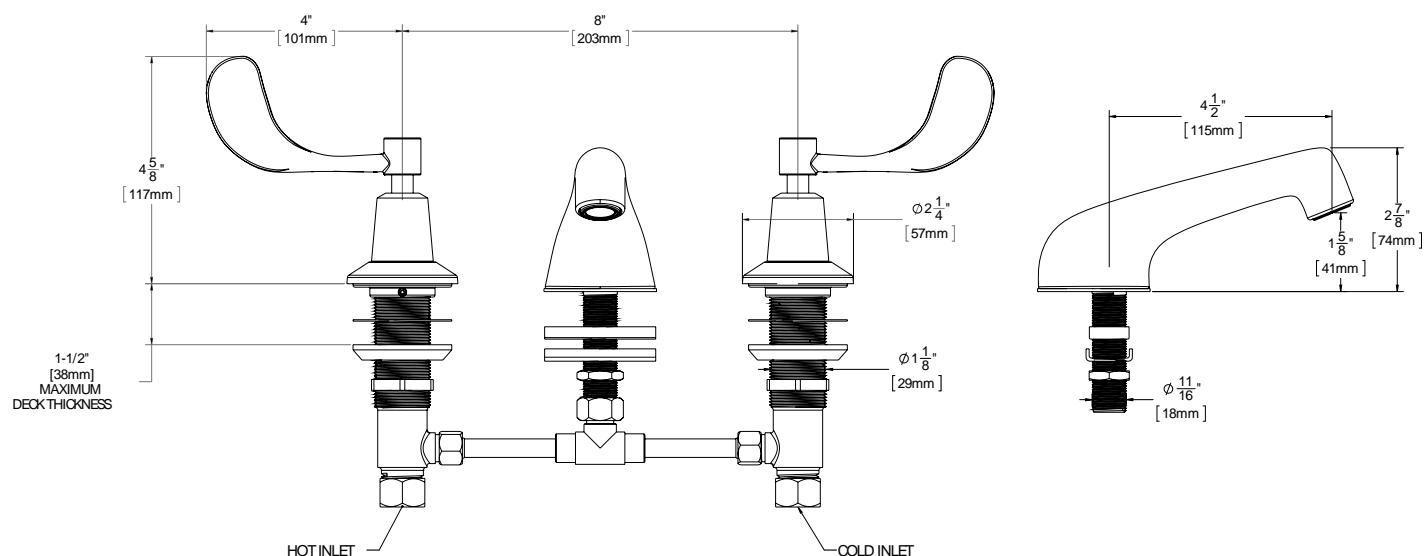


Management Systems
Registered to ISO 9001

SPEAKMAN®

8 in. Widespread Commander® Faucet SC-3044-LD

SPECIFICATION



NOTE: 1. All dimensions are in inches (millimeters) unless otherwise specified and are subject to change without notice.

THIS SPACE FOR ARCHITECT/ENGINEER APPROVAL.

SPEAKMAN®

400 ANCHOR MILL ROAD | NEW CASTLE, DE 19720
P: 800-537-2107 | F: 800-977-2747
WWW.SPEAKMANCOMPANY.COM

REVISION DATE: DECEMBER 2014

